



8	77.4%	11.1%	17	8
	6.8	77.4%	11.1%	1-8
	32.1%	8	5.5	+98.7%
	25.2	+44.9%	1.3	+22.5%
5.7	-5.1%	8		1-8
1-8				80.7%
	81.6%	18.4%		19.3%

图1: 新能源汽车合格证月度数据及同比 (辆, 免征购置税口径)

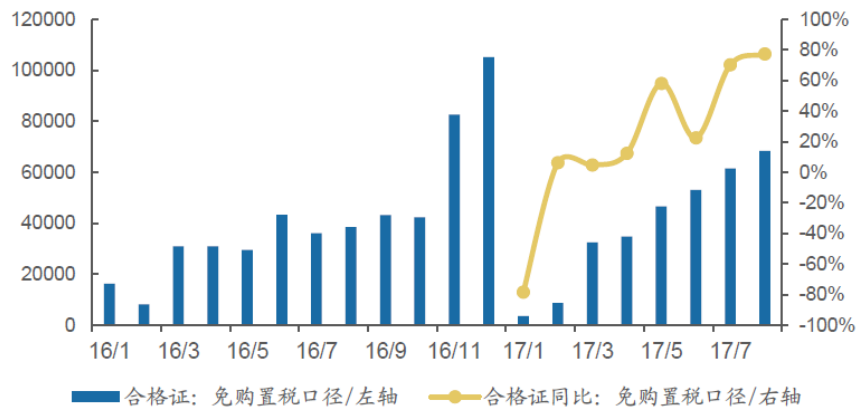
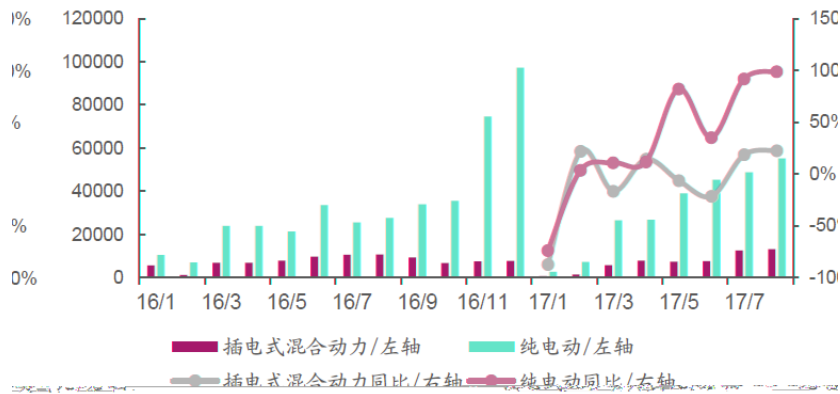


图2: 插电式混合动力及纯电动新能源汽车合格证月度数据及同比 (辆, 免征购置税口径)



8

5.6	87.1%	1-8	25.7	50.0%
0.6	28.3%	1-8	2.2	53.3%
6303	1.0	8	465	1-8
389.6%	361	169	1-8	1250
9-11	8	17		

8



54.4% 52.8% 48.9% 46.4% 38.1% 38.4% 40.4% 33.9% 8

9-11

72.8%

8

20.4% 15.0% 12.7% 10.5%

CR4 67.9%

14.8 13.8

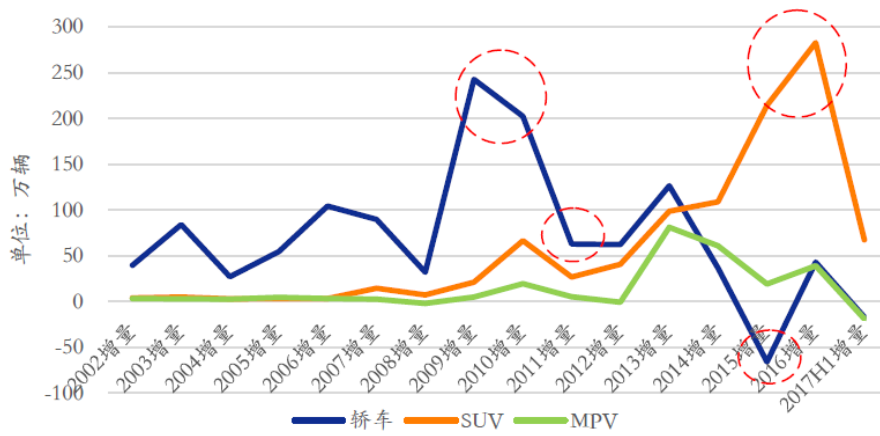
8

-19.5%

+5.9%

+90.0%

-44.2%



1.

2.

200-300

2017 9

200-300

LED

200-300

3.

James Robert Liang 40

20

“ ”



4.

Linux

5.

--

eGT

-

- A SUV

-

6.

Dietmar Voggenreiter

Axel Strotbek

Thomas Sigi

Hubert Walth

9 1

CEO

"

" "

"

CEO

7.

2019

2019

2020

10%

12%

2018

8.

300

(" ")

100

300

IPO

9.



" "

V2X 72 1200

10.

EY

EY

John Simlett

EY

Tesseract

BigchainDB



1. 61.59% (300198)

9 1 4

18.64

61.59%

2. 21700 Model 3 21700

21700 SDI 21700

3. 2019 & 32 S3

Apollo