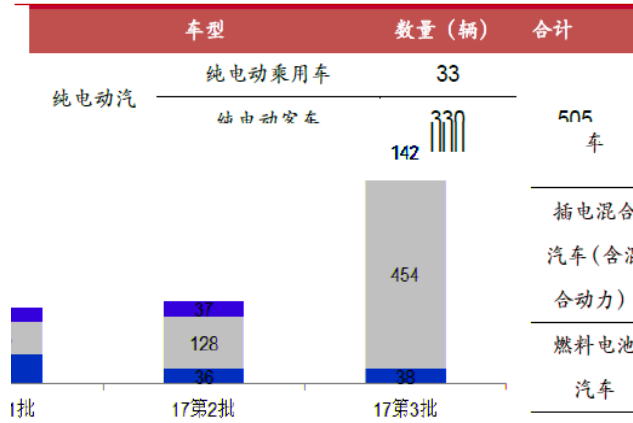




1.4	1	2017	3	87
634			505	33
142			128	5
1				330
				634
678	17	1-2		2016
454	72%		142	22%
				38
				6%

图表 1: 2017 第 3 批目录概况



图表 2: 2017 年 1-3 批目录车型分布



图 2: 2016 年新能源乘用车企业销量份额

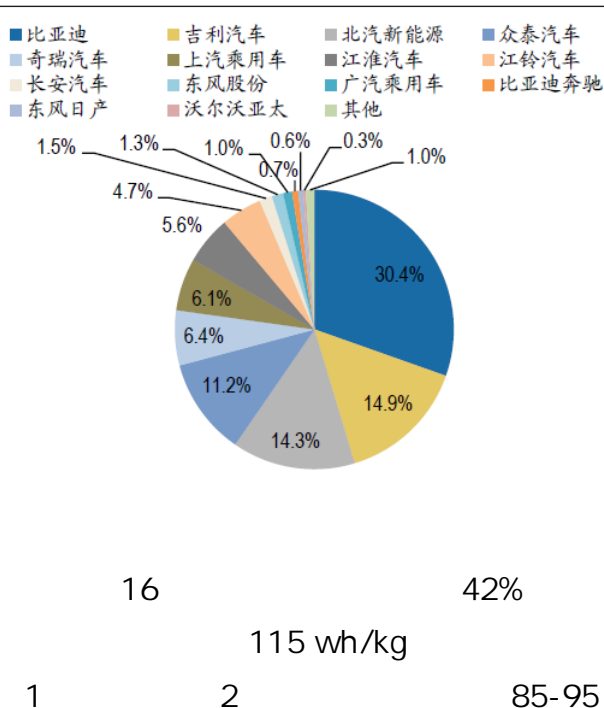
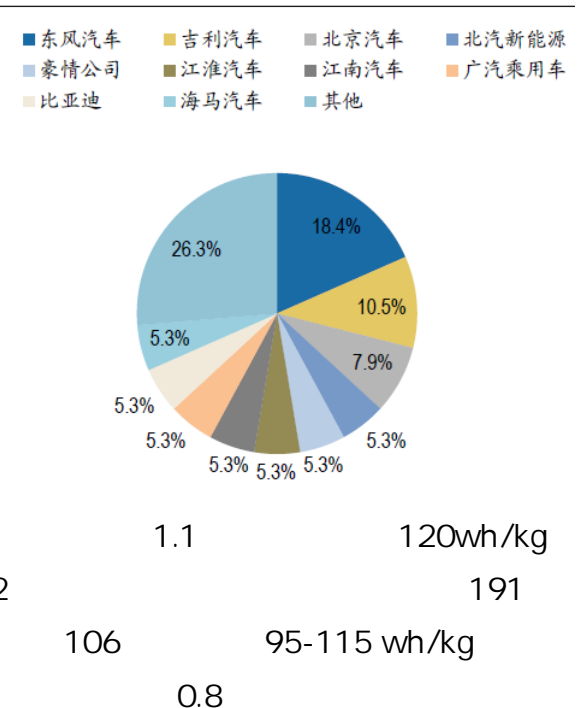


图 3: 第三批新能源汽车推广目录乘用车车型份额





2. " +"

10

1 2

3

4

5

UPS



1.

( " " )

6 36

2.

( )

" "

12

"

5

"

3.

19

211.94

2016

35.8%

19

4

622.77

211.94

32.9%

4.

69%

+

4 4



			2017Q1		2.5		14820
	69%				5		
		487			455		
508		3 28	17.8		5%		
<b>5.3 28</b>		<b>2016</b>			<b>2016</b>		
69.85%	9.6		8.6		65.41%		1
	120.68%					346.2	
80.27%			33.46%				
<b>6.3 29</b>			<b>2007</b>				
		3	2022	110		10	
<b>7.</b>		<b>2030</b>		3 25		<b>2017</b>	
	2019			2021	10	2030	100
3 18					600869.SH,	"	
"				"	"		
		"	"				
<b>8.</b>	<b>T700</b>	<b>5</b>		3 27			
SUV-	T700					,2017	
						40	
				SUV	T300 T500	Z560 Z360	
	SR7EV Z500EV	5					
<b>9.</b>	<b>2018</b>		2017	3 29			
					2018		15
			324				
	2018				15		
						4JI	2.0L
	2.4L				SMART MIVEC		
<b>10.</b>		<b>2025</b>	3 27				<b>2025</b>
					2017 2025		



“ . . . ”



1. eQ1 5 10  
3 25

5 10 10

2. (Carlos Slim) Giant Motors CNBC  
(Donald Trump)  
" (SUV)

3. " " " " 2015—2016 " "

4. S7 4 7 S2mini S2 S3 S5  
SUV SUV S7 S7 4 7  
JAC

12

