



0					
	124		781	198	
ABS		15		PPP	
					2016
<hr/>					
	2016		3.9		44.4
11.1%			878.38		136.89
				6.82	4.98%
		8			91.73
<hr/>					
<hr/>					
<hr/>					



				2017	
			"		"
<hr/>					
<hr/>					
					"
	"	"	"		



6 29

"

"

5A

"

"

"

"

"

"

"

"

390

21

10%

5A

"

"

"

"

318

600

30

85

17

7 1

9

5

()



12301

12301

" 12301

" "

"

200

24

12301

12301

APP

139

91

18 (

16

1

1)

94712

0

2017

"

"

"

"

6 28

300

2016

65

34.2

15%

"

"

()

10 12



6 28

PPP

2

10

3

469

199

PPP

6

"

"

2017

85.6%

.

.

.

"

"

2998

2017

19%

"

"

"

"

55.7%

"

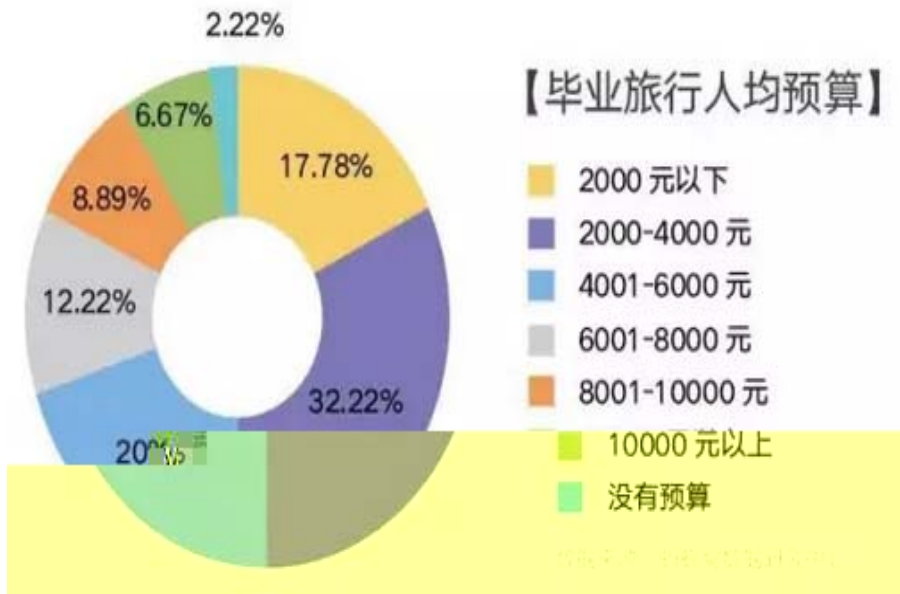
"

2017

95



【毕业旅行人均预算】



“ ”

42.2%

24.4%

【毕业旅行出行方式】

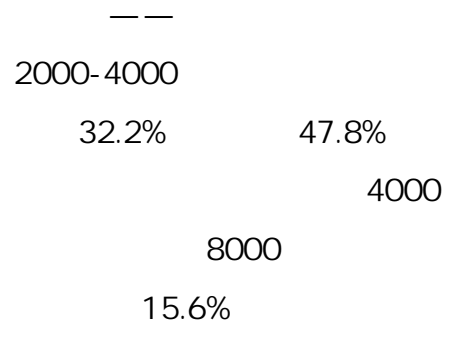


数据来源: 蚂蜂窝数据研究中心

6.7%

8000

8000



27.8%



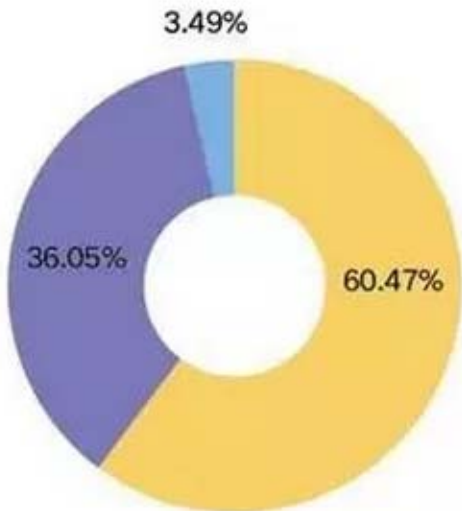
境内最受毕业生关注目的地

- TOP1 云南
- TOP2 四川
- TOP3 西藏
- TOP4 福建
- TOP5 重庆

境外最受毕业生关注目的地

- TOP1 泰国
- TOP2 日本
- TOP3 越南
- TOP4 马来西亚
- TOP5 尼泊尔

52.4%
58.2%

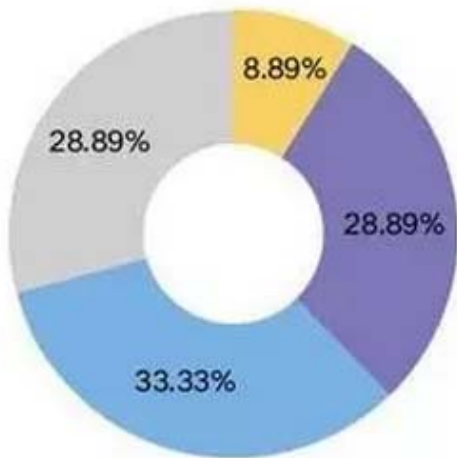


【毕业旅行旅伴数量】

- 2-3人
- 4-6人
- 7-9人

数据来源: 蚂蜂窝数据研究中心

7-10
60.5%
2-3
4-6
36.1%
7-9
33.3%
10
28.9%

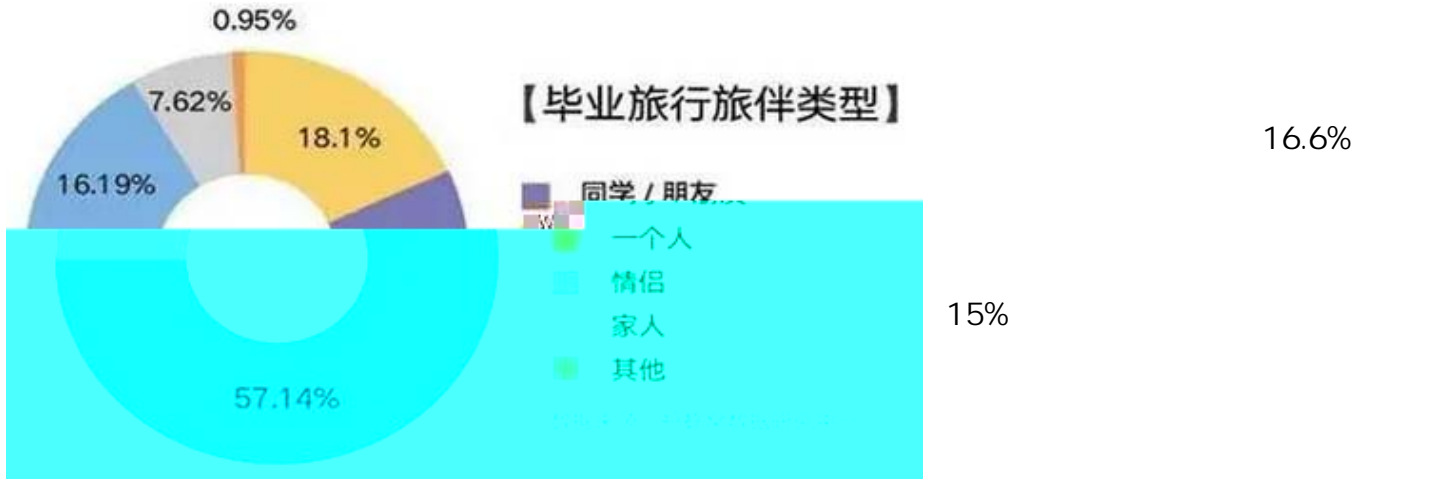


【毕业旅行天数】

- 1-3天
- 4-6天
- 7-9天
- 10天及以上

数据来源: 蚂蜂窝数据研究中心

57.1%
18.1%
7.6%



795

2017

940

" " " " " " " " " "