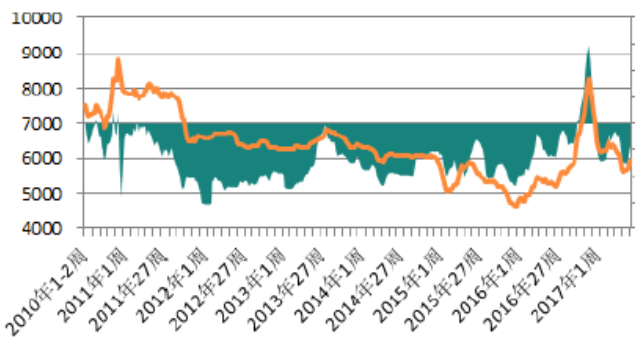




		5.5%						
		-9.41%		-6.1%			-5.4%	
		89.2%		PVC	32.4%		PVC	17.9%
7.5%		6.0%						PVC
PVC								
<b>PVC</b>								
		PTA	-81.9%		-17.7%		PTA	
4					13%			
2017	1-4				24.4%		1-3	3.9
		14%					3	20.8
4					400%		4	
		958.7		8.4%		1.9	8	3
		6.3		0.4		383.8		14.7%
								67.5%
		22.1%		7.2		22.8%		24.2%
		400				29.8%		
14.2%								

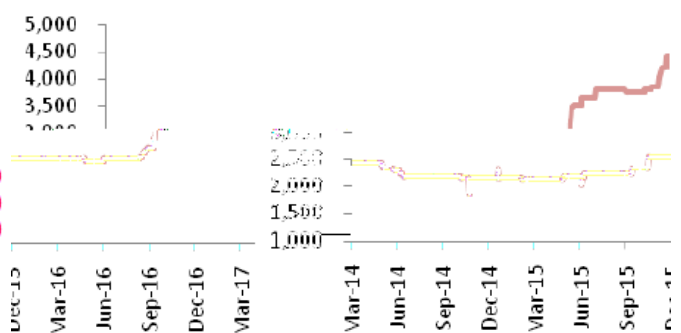
电石法PVC价差走势

■ 价差(右轴) ■ PVC(乙炔法)



烧碱价格走势

单位: 元/吨





276 40

4 100 50 6

2. 2 12 1.03

1200 3.08 6000 1.4

2003 11 3000

3. 10 10 NMP

10 NMP 14.5 1.6 1.1

5 100 3 2.4 2017

7 2018 2

NMP 6000 1.5 4

3 5000 1.3 10 NMP NMP

4. 170 2017 5 26 170

170 / 60 / OCC 35 / LLDPE

35 / PP

5. 3 -

3 2019 6.9



6. 6 1 677  
 2017 6 1

" "

30% 2016 ,  
 30% ,  
 15%

7. 5 7.81%  
 6 1  
 325480  
 4

8. 18 " " 5 24 5  
 18 6  
 2016  
 1.6 1200 17  
 2009 2013 1  
 5 4  
 9 5 6 6 3  
 5 550 / 6

9. 420 / BOPET  
 6 2 (The Sherwin-Williams  
 Company) (Valspar)  
 2016 158

10. MDI (Sadara)6 1  
 MDI Sadara  
 MDI (MNB)  
 TDI BASF



11

30 TDI

30 TDI

2018

TDI

MDI TDI

3

( )

3

8000

120

11.

ILUKA

130 /

66%

CIF

1160

/

Tronox

150 /

66%

1160-1180 /

2017

120

130

12.

3

(Geismar)

HFO-1234yf

Solstice® yf

Solstice yf

R-134a

Solstice yf

(GWP)

1

1300

R-134a

99.9%

21

R-134a

(HFC)

• Ken Gayer

"

Solstice yf

"

■

---

**A8**

A8

2018

A8

40%

1994

A8



### Audi A8



- 铝板材
- 热成型高强度钢材
- 镁合金
- 挤压铝
- 钢材
- 碳纤维增强塑料
- 铸造铝

90 A8 17% PHS  
 1500 " "  
 " "  
 " PHS  
 " Bernd Mlekusch

### A8

	老款 A8 D4 (2009)	新款 A8 D5	增幅
钢	8%	40.5% (17% PHS)	+32.5%
铝	92%	58%	-34.0%
其它材料	-	1.5%	+1.5%

Bernd Mlekusch

A8 " "  
 PHS " "  
 SMDI  
 2006 2015

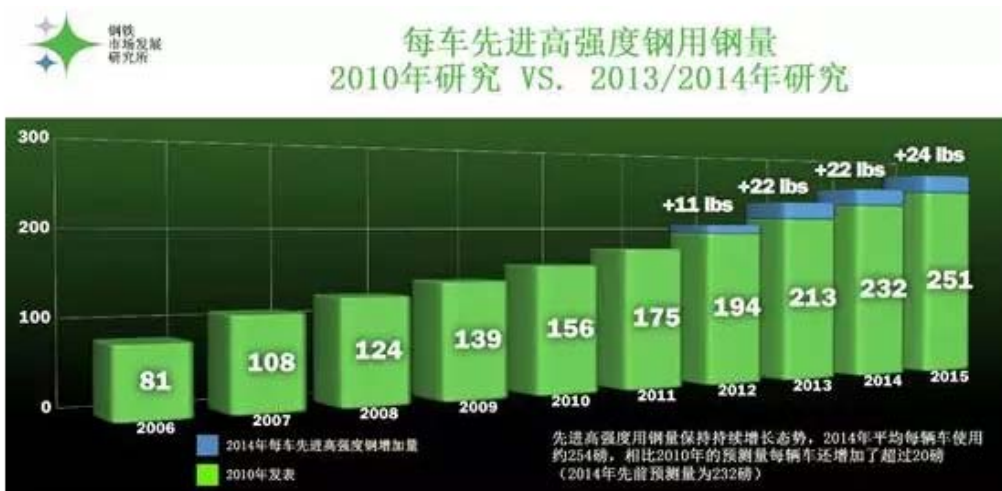


2015 36.7 81 2015 124 275 2012 10%

年度	预测 (千克)	实际 (千克)	增加 (千克)	先进高强度钢增长率 (%)
2012	88.0	93.0	5.0	+5.7%
2013	96.6	106.6	10.0	+10.3%
2014	105.2	115.2	10.0	+9.5%
2015	113.9	124.7	10.9	+9.6%

2006-2015

-SMDI



(LCA)

—

"

"

Brad Davey

"

"

Davey

"

"